

» TREVISO « BY GWINNER

11/2017

valid from 01.11.2017

Gwinner Wohndesign

with prices in €



GWINNER®
LEBENSFREUDE LÄSST SICH EINRICHTEN.

Finishes

Price group 1

Front and carcase

Natural oak timber

Panels

White, fango or mocca matt silk lacquer

Concrete or rust-effect look

The colour and wood finishes have been specifically created for Gwinner models and can therefore not be found in any standard. Gwinner colour samples provide an approximate reproduction and serve only as a guide.

Table of contents

Finishes	Page	2
Product information and ordering information	Page	3-5
Wall combinations	Page	8-12
Sideboard and highboard combinations	Page	13
Planning system for individual models	Page	14-19
Accessories (lighting, shelves, etc.)	Page	20-21
Coffee table, dining table and chair recommendations	Page	22

Customer services:

Sales:

You can call us:

Mon to Fri: 8 a.m. – 6 p.m. Tel. +49 (0) 7445 183 0

Sat: 10 a.m. – 4.30 p.m. Tel. +49 (0) 7445 183 370

Send orders via e-mail to:

Auftrag@gwinner.de

Planning information:

You can call us:

Mon to Fri: 8 a.m. – 6 p.m. Tel. +49 (0) 7445 183 370

Sat: 10 a.m. – 4 p.m. Tel. +49 (0) 7445 183 370

Fax +49 (0) 7445 183 399

Website:

www.gwinner.de

Product information

Treviso has been awarded the DGM mark of quality by the German Furniture Quality Association

Country of manufacture: Germany



- Geprüfte Qualität
- Garantierte Sicherheit
- Gesundes Wohnen

...erkennen Sie an diesem Zeichen

Materials used:

The front and carcase are made of E1 19-mm chipboard. Visible surfaces are veneered in real wood. The 33-mm panels are available in concrete/rust-effect look or lacquered, and the 5-mm rear panels are veneered in real wood.

The drawers are mounted on soft-close, partial-extension Quadro runners, and have been tested 40,000 times.

Doors and glass doors are mounted on nickel-plated, three-way adjusting, fast-assembly metal cup hinges, which have been tested 40,000 times. It is guaranteed that functionally compatible replacement parts will be available for all wear parts for at least five years.

Display-unit doors and panel shelves are made from clear float glass, the glass shelves are made from parasol grey float glass.

Veneers:

Please note that every piece of precious veneer is unique and can vary widely from one veneer trunk to another by its very nature. Despite our veneer specialists taking the greatest care, variations from brochure illustrations and unit samples cannot be ruled out.

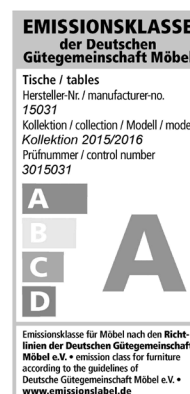
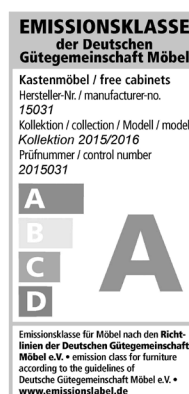
Load-bearing capacity:



Base-element drawers have a load-bearing capacity of 15 kg; all other drawers have a load-bearing capacity of 10 kg when loaded evenly. Wooden shelves have a load-bearing capacity of 15 kg; glass shelves have a load-bearing capacity of 10 kg; additional information relating to load-bearing capacity can be found on the relevant elements.

Home hygiene:

Treviso meets the requirements for a healthy home environment, it has been tested for harmful substances in accordance with RAL-GZ 430/1-1.



Care instructions:

Wipe with a dry duster or a slightly damp cloth. The lacquers are highly resistant to abrasion in accordance with DIN 68861.

Electrics:

All lighting elements and connection cables are VDE-tested.

Energy usage:

The LED lights used correspond to the energy classes **A**** to **A** on a scale of **A**** (most efficient) to **E** (least efficient). The bulbs in the LED lights cannot be replaced.

Subject to errors, as well as design, colour and material modifications as part of technical progress.

Product information

Quality features:

All visible carcass parts are veneered in real wood on the outside and inside.

The drawers are mounted on soft-close, partial-extension Quadro runners. Soft-close full-extension runners are available at a surcharge.

The all-metal clip-on hinges are adjustable in three directions. All doors are soft-closing as standard.

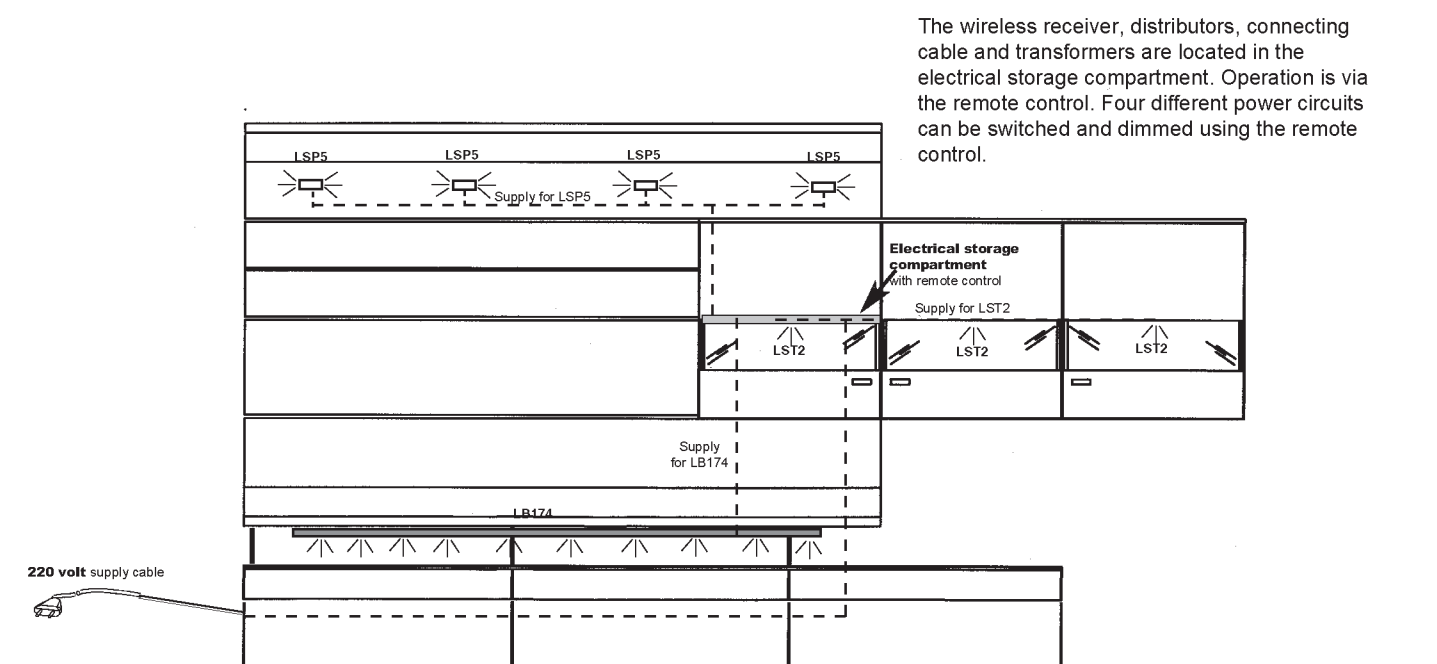
Veneer features:

Please note that every piece of precious veneer is unique and can vary widely from one veneer trunk to another by its very nature. Despite our veneer specialists taking the greatest care, variations from brochure illustrations and unit samples cannot be ruled out.

For oak timber, veneers with cracks and knots are purposely chosen and filled to be darker. Only this time-consuming process gives the veneered surfaces their desired natural character. We would like to expressly state that these growth and processing characteristics are desired features on the Treviso and they increase the value by being unique, and cannot therefore be seen as a quality defect.

Electrical installation: The following drawing offers a schematic view of the electrical installation positions and routing. The illustrations of the wiring, lighting and electrical storage compartment are only symbolic and are not to scale. Except for the cable duct, the wiring shown is on the rear of the elements.

A white, paintable cable duct is supplied to optimise the cable routing between the base element and wall units or angled shelf. The cable duct can be glued or screwed to the wall. Depending on the cable cross-section, one to three cables can be laid in the duct.



Planning and ordering information

Treviso can be configured in any way using the planning programme



Only Gwinner's current type list applies for price, dimensions and design information.

Have you included everything in your plan?

The following information is required for the Treviso:

- **The finish for the panels**
- **Positioning sequence or sketch for freely designed configurations**
- **Accessories and lighting, if required**
- **Send orders via e-mail to:
Auftrag@gwinner.de**



When including lighting, we recommend using the electrical storage compartment with radio remote control. As a result, all transformers, connectors and distributors are neatly stored away but are still easily accessible; all lighting can be operated using the remote control.

Please note that the delivery time may be extended if an order is unclear or incomplete. Please ensure you provide all details when placing your order to enable us to process your order quickly and correctly.

Options for varying wall combinations

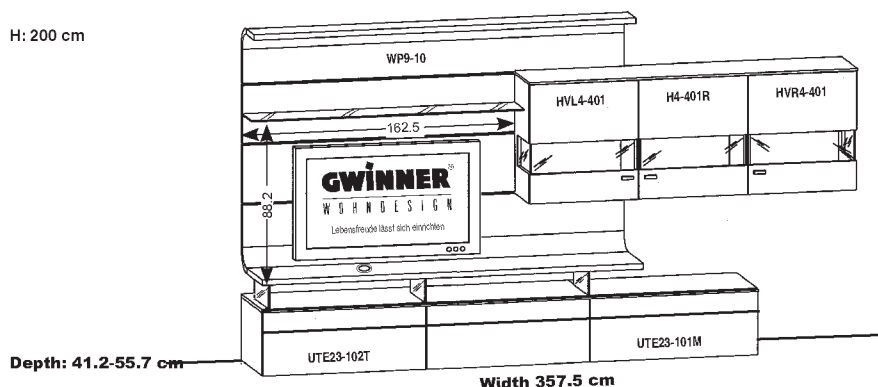
- Wall combinations can be extended by incorporating additional elements. The order in which elements are positioned can be changed or reversed at no extra cost.
- For a **single** modification charge of € , any number of parts from a wall combination can be exchanged with parts from the type list.
- If the price of the new type/types is higher, the difference in element price must be added to the modification charge. Lower prices will not be refunded.

When ordering, please specify the order number of the wall combination on which your order is based. This number enables us to process the requested modifications.

Wall combinations with tall base elements, 2.3 increments Prices excluding lighting and accessories

Dimensions in cm directly beside the corresponding picture.

H: 200 cm



Order no. T0201 (as shown) T0201-SV (mirror-image)
Price €

Recommended accessories: each €

Lighting

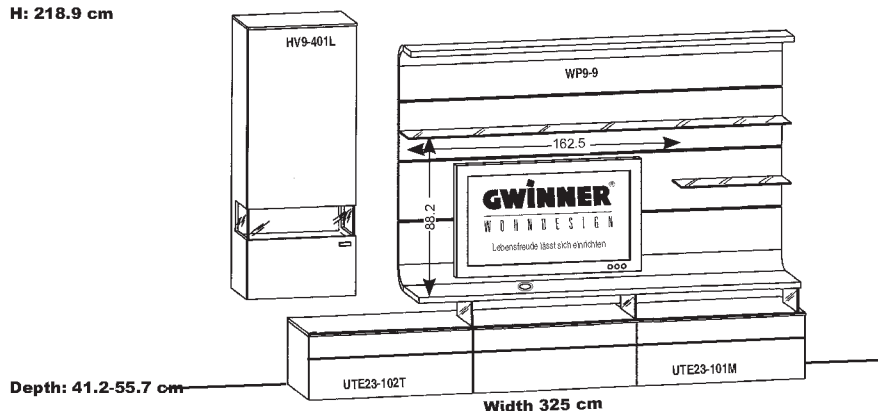
3 LED spotlights for display units	LST2
1 LED light for TV niche	LB174
4 LED lights for panels	LSP5
1 transformer, 30 watt	LEVG30
El. storage compartment with remote control	LES65F

General accessories

3 full-extension runners for base el.	VZ500
1-3 organisers for base element	ET2-98

For article descriptions and information about energy classes, see Accessories on p. 20-21

H: 218.9 cm



Order no. T0202 (as shown) T0202-SV (mirror-image)
Price €

Recommended accessories: each €

Lighting

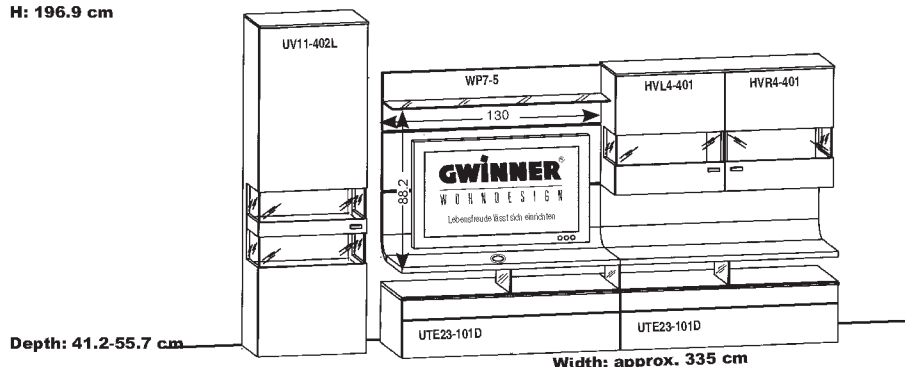
1 LED spotlight for display unit	LST2
1 LED light for TV niche	LB174
4 LED lights for panels	LSP5
1 transformer, 15 watt	LEVG30
El. storage compartment with remote control	LES65F

General accessories

3 full-extension runners for base el.	VZ500
1-3 organisers for base element	ET2-98

For article descriptions and information about energy classes, see Accessories on p. 20-21

H: 196.9 cm



Order no. T0203 (as shown) T0203-SV (mirror-image)
Price €

Recommended accessories: each €

Lighting

4 LED spotlights for display unit	LST2
2 LED lights for TV niche	LB114
1 transformer, 30 watt	LEVG30
El. storage compartment with remote control	LES65F

General accessories

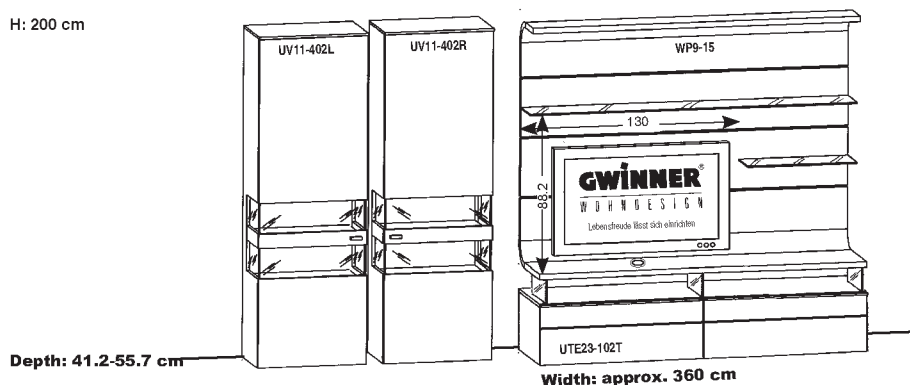
4 full-extension runners for base el.	VZ500
1-4 organisers for base element	ET2-65

For article descriptions and information about energy classes, see Accessories on p. 20-21

Wall combinations with tall base elements, 2.3 increments Prices excluding lighting and accessories

Dimensions in cm directly beside the corresponding picture.

H: 200 cm



Order no.
Price €

T0207 (as shown)

T0207-SV (mirror-image)

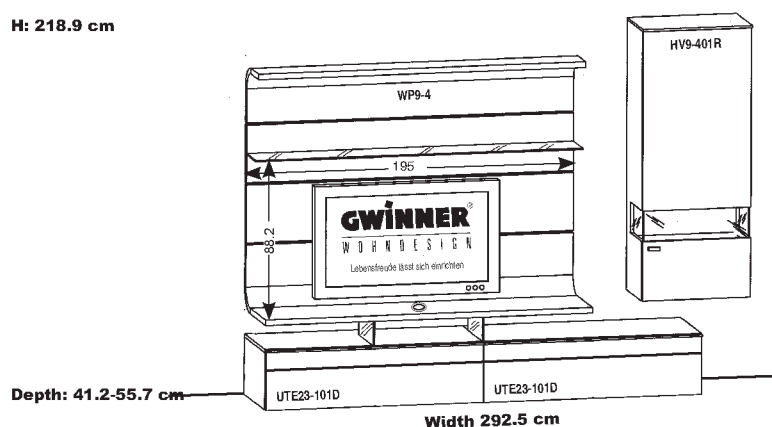
Recommended accessories: each €

Lighting	
4 LED spotlights for display units	LST2
1 LED light for TV niche	LB174
3 LED lights for panels	LSP5
1 transformer, 30 watt	LEVG30
El. storage compartment with remote control	LES65F

General accessories	
2 full-extension runners for base el.	VZ500
1-2 organisers for base element	ET2-98

For article descriptions and information about energy classes, see Accessories on p. 20-21

H: 218.9 cm



Order no.
Price €

T0209 (as shown)

T0209-SV (mirror-image)

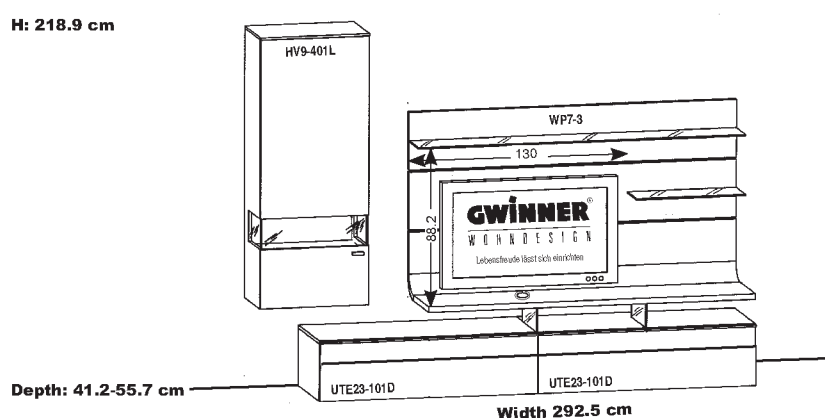
Recommended accessories: each €

Lighting	
1 LED spotlight for display unit	LST2
1 LED light for TV niche	LB174
3 LED lights for panels	LSP5
1 transformer, 15 watt	LEVG15
El. storage compartment with remote control	LES65F

General accessories	
4 full-extension runners for base el.	VZ500
1-4 organisers for base element	ET2-65

For article descriptions and information about energy classes, see Accessories on p. 20-21

H: 218.9 cm



Order no.
Price €

T0210 (as shown)

T0210-SV (mirror-image)

Recommended accessories: each €

Lighting	
1 LED spotlight for display unit	LST2
1 LED light for TV niche	LB174
1 transformer, 15 watt	LEVG15
El. storage compartment with remote control	LES65F

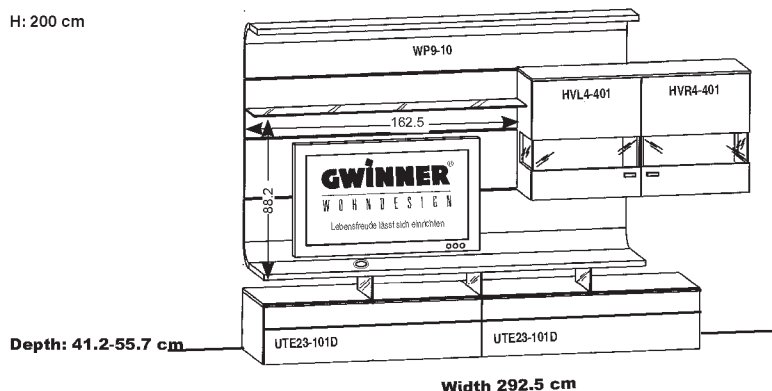
General accessories	
4 full-extension runners for base el.	VZ500
1-4 organisers for base element	ET2-65

For article descriptions and information about energy classes, see Accessories on p. 20-21

Wall combinations with tall base elements, 2.3 increments Prices excluding lighting and accessories

Dimensions in cm directly beside the corresponding picture.

H: 200 cm



Order no. T0218 (as shown) T0218-SV (mirror-image)
Price €

Recommended accessories: each €

Lighting

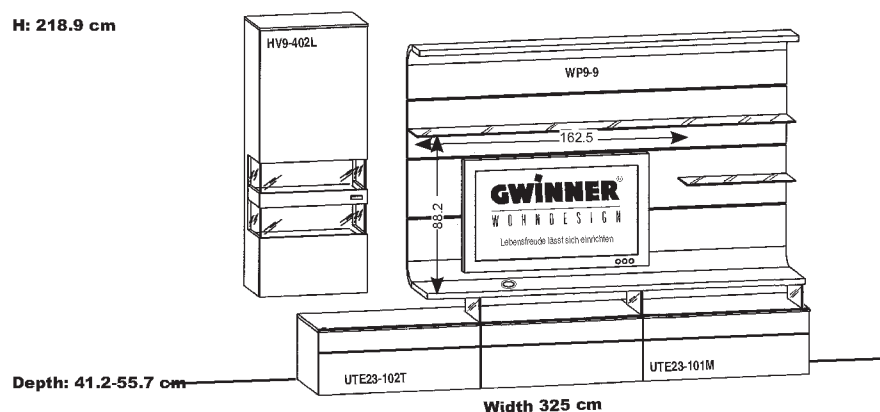
2 LED spotlights for display units	LST2
1 LED light for TV niche	LB174
4 LED lights for panels	LSP5
1 transformer, 15 watt	LEVG30
El. storage compartment with remote control	LES65F

General accessories

4 full-extension runners for base el.	VZ500
1-4 organisers for base element	ET2-65

For article descriptions and information about energy classes, see Accessories on p. 20-21

H: 218.9 cm



Order no. T0220 (as shown) T0220-SV (mirror-image)
Price €

Recommended accessories: each €

Lighting

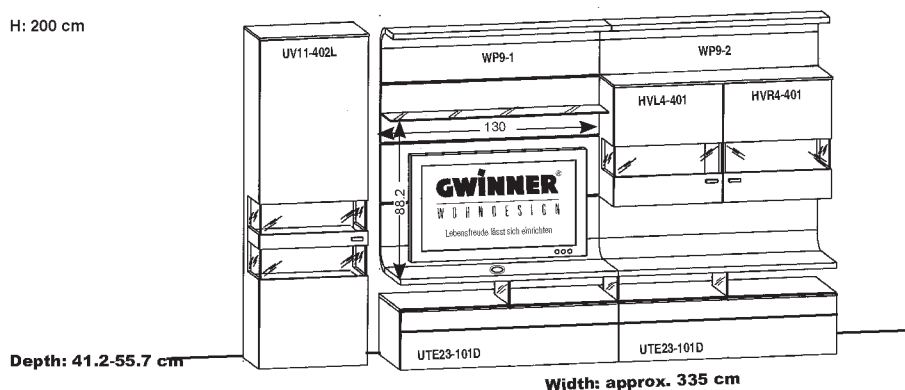
2 LED spotlights for display units	LST2
1 LED light for TV niche	LB174
4 LED lights for panels	LSP5
1 transformer, 15 watt	LEVG30
El. storage compartment with remote control	LES65F

General accessories

3 full-extension runners for base el.	VZ500
1-3 organisers for base element	ET2-98

For article descriptions and information about energy classes, see Accessories on p. 20-21

H: 200 cm



Order no. T0226 (as shown) T0226-SV (mirror-image)
Price €

Recommended accessories: each €

Lighting

4 LED spotlights for display units	LST2
2 LED lights for TV niche	LB114
4 LED lights for panels	LSP5
1 transformer, 30 watt	LEVG30
El. storage compartment with remote control	LES65F

General accessories

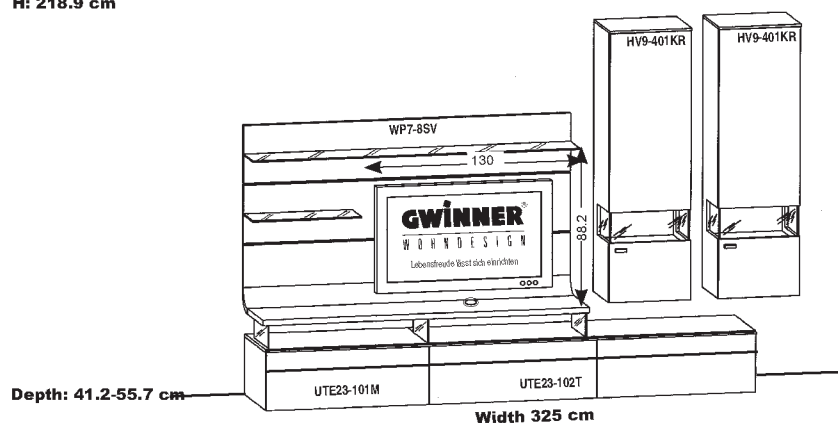
4 full-extension runners for base el.	VZ500
1-4 organisers for base element	ET2-65

For article descriptions and information about energy classes, see Accessories on p. 20-21

Wall combinations with tall base elements, 2.3 increments Prices excluding lighting and accessories

Dimensions in cm directly beside the corresponding picture.

H: 218.9 cm



Order no. T0231 (as shown) T0231-SV (mirror-image)
Price €

Recommended accessories: each €

Lighting

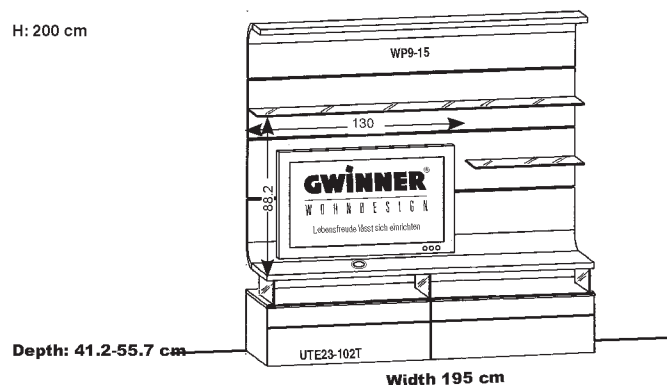
2 LED spotlights for display units	LST2
1 LED light for TV niche	LB174
1 transformer, 15 watt	LEVG15
El. storage compartment with remote control	LES49F

General accessories

3 full-extension runners for base el.	VZ500
1-3 organisers for base element	ET2-98

For article descriptions and information about energy classes, see Accessories on p. 20-21

H: 200 cm



Order no. T0232 (as shown) T0232-SV (mirror-image)
Price €

Recommended accessories: each €

Lighting

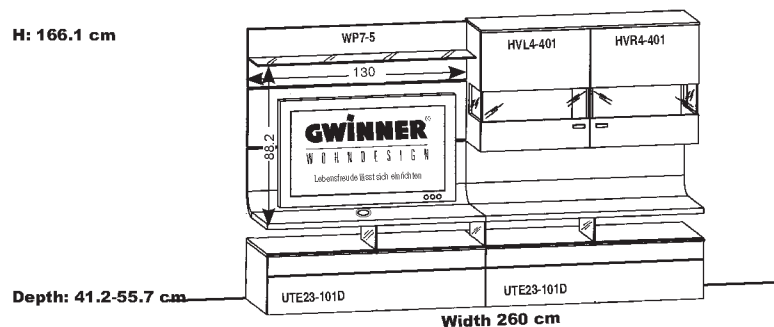
1 LED light for TV niche	LB174
3 LED lights for panels	LSP5
1 transformer, 15 watt	LEVG15
1 remote control	FKS4

General accessories

2 full-extension runners for base el.	VZ500
1-2 organisers for base element	ET2-98

For article descriptions and information about energy classes, see Accessories on p. 20-21

H: 166.1 cm



Order no. T0235 (as shown) T0235-SV (mirror-image)
Price €

Recommended accessories: each €

Lighting

2 LED spotlights for display units	LST2
2 LED lights for TV niche	LB114
1 transformer, 15 watt	LEVG15
El. storage compartment with remote control	LES65F

General accessories

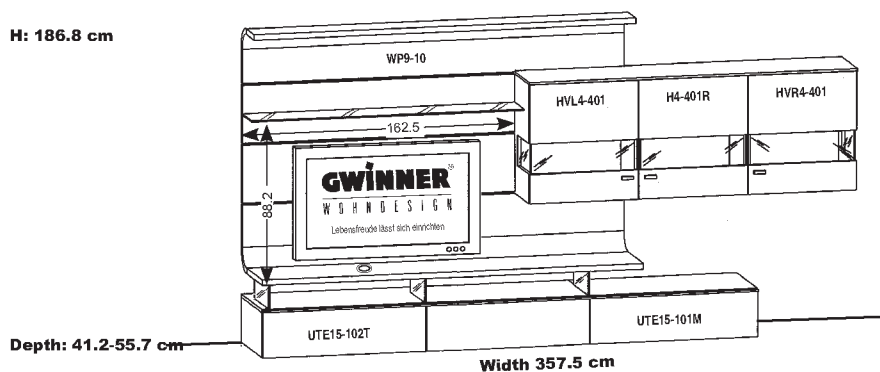
4 full-extension runners for base el.	VZ500
1-4 organisers for base element	ET2-65

For article descriptions and information about energy classes, see Accessories on p. 20-21

Wall combinations with low base elements, 1.5 increments Prices excluding lighting and accessories

Dimensions in cm directly beside the corresponding picture.

H: 186.8 cm



Order no. T0301 (as shown) T0301-SV (mirror-image)
Price €

Recommended accessories: each €

Lighting

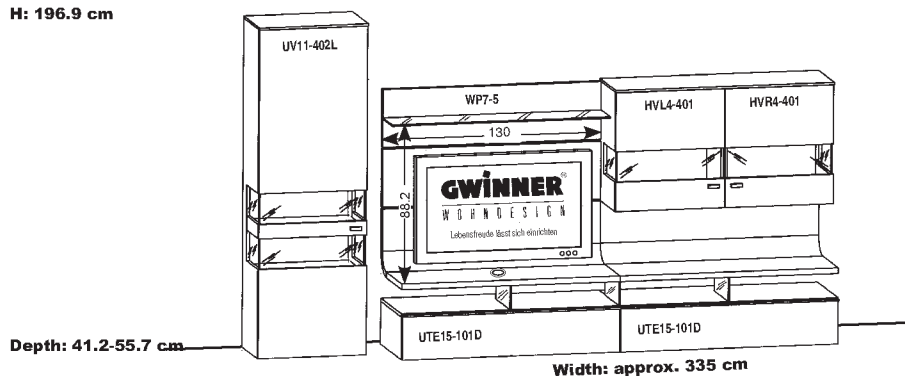
3 LED spotlights for display units	LST2
1 LED light for TV niche	LB174
4 LED lights for panels	LSP5
1 transformer, 30 watt	LEVG30
El. storage compartment with remote control	LES65F

General accessories

3 full-extension runners for base el.	VZ500
1-3 organisers for base element	ET2-98

For article descriptions and information about energy classes, see Accessories on p. 20-21

H: 196.9 cm



Order no. T0303 (as shown) T0303-SV (mirror-image)
Price €

Recommended accessories: each €

Lighting

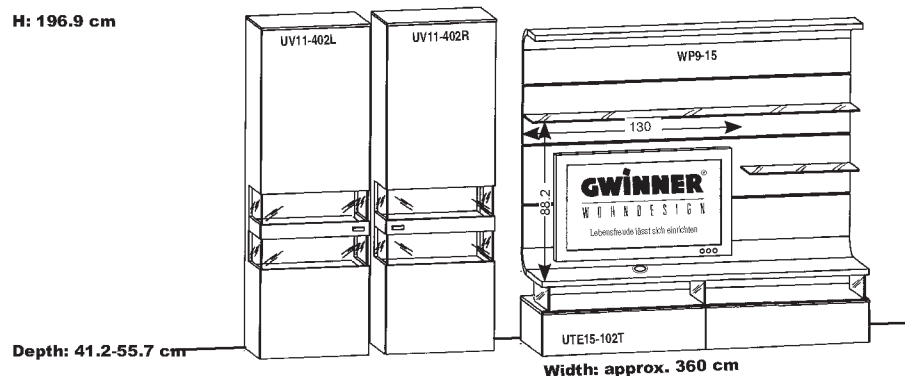
4 LED spotlights for display units	LST2
2 LED lights for TV niche	LB114
1 transformer, 30 watt	LEVG30
El. storage compartment with remote control	LES65F

General accessories

4 full-extension runners for base el.	VZ500
1-4 organisers for base element	ET2-85

For article descriptions and information about energy classes, see Accessories on p. 20-21

H: 196.9 cm



Order no. T0307 (as shown) T0307-SV (mirror-image)
Price €

Recommended accessories: each €

Lighting

4 LED spotlights for display units	LST2
1 LED light for TV niche	LB174
3 LED lights for panels	LSP5
1 transformer, 30 watt	LEVG30
El. storage compartment with remote control	LES65F

General accessories

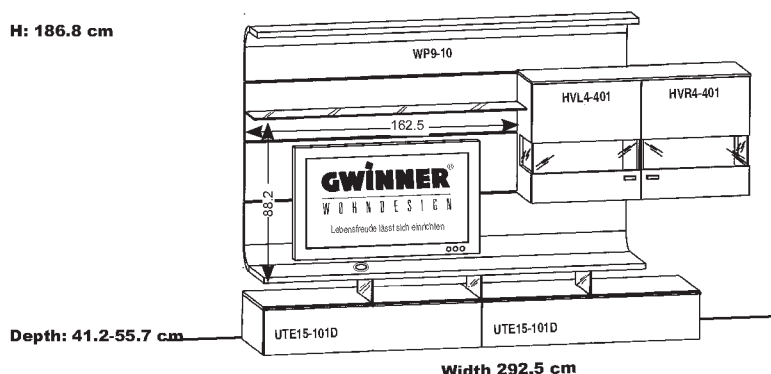
2 full-extension runners for base el.	VZ500
1-2 organisers for base element	ET2-98

For article descriptions and information about energy classes, see Accessories on p. 20-21

Wall combinations with low base elements, 1.5 increments Prices excluding lighting and accessories

Dimensions in cm directly beside the corresponding picture.

H: 186.8 cm



Order no. T0318 (as shown) T0318-SV (mirror-image)
Price €

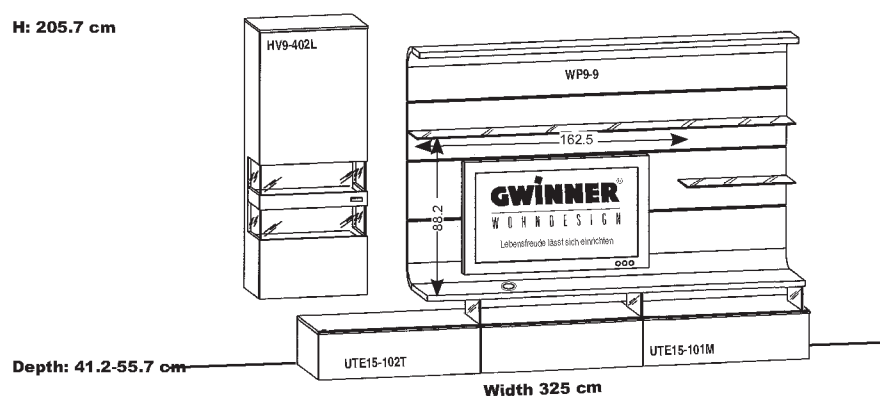
Recommended accessories: each €

Lighting	
2 LED spotlights for display units	LST2
1 LED light for TV niche	LB174
4 LED lights for panels	LSP5
1 transformer, 15 watt	LEV30
El. storage compartment with remote control	LES65F

General accessories	
4 full-extension runners for base el.	VZ500
1-4 organisers for base element	ET2-65

For article descriptions and information about energy classes, see Accessories on p. 20-21

H: 205.7 cm



Order no. T0320 (as shown) T0320-SV (mirror-image)
Price €

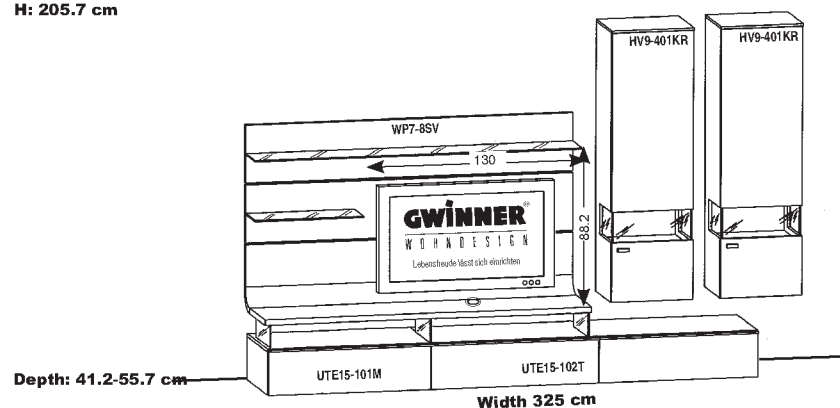
Recommended accessories: each €

Lighting	
2 LED spotlights for display units	LST2
1 LED light for TV niche	LB174
4 LED lights for panels	LSP5
1 transformer, 15 watt	LEV30
El. storage compartment with remote control	LES65F

General accessories	
3 full-extension runners for base el.	VZ500
1-3 organisers for base element	ET2-98

For article descriptions and information about energy classes, see Accessories on p. 20-21

H: 205.7 cm



Order no. T0331 (as shown) T0331-SV (mirror-image)
Price €

Recommended accessories: each €

Lighting	
2 LED spotlights for display units	LST2
1 LED light for TV niche	LB174
1 transformer, 15 watt	LEV30
El. storage compartment with remote control	LES49F

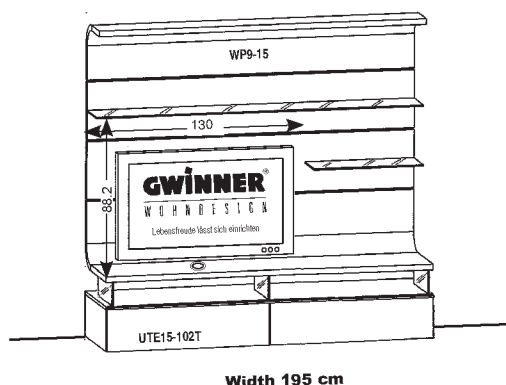
General accessories	
3 full-extension runners for base el.	VZ500
1-3 organisers for base element	ET2-98

For article descriptions and information about energy classes, see Accessories on p. 20-21

Wall combinations with low base elements, 1.5 increments Prices excluding lighting and accessories

Dimensions in cm directly beside the corresponding picture.

H: 186.8 cm



Order no.
Price €

T0332 (as shown)

T0332-SV (mirror-image)

Recommended accessories: each €

Lighting

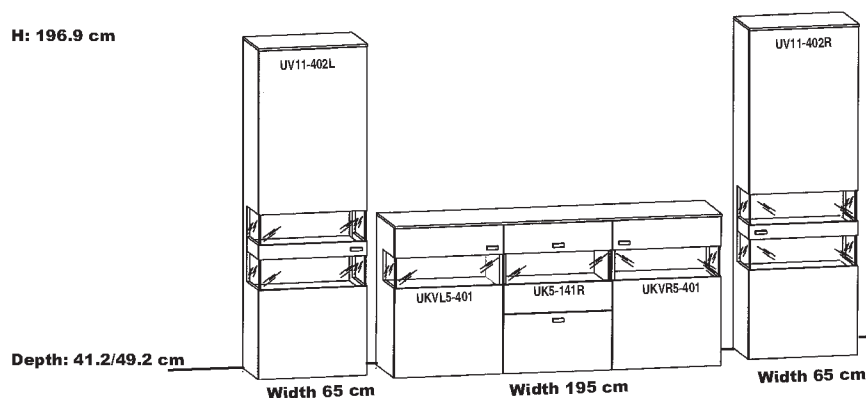
1 LED light for TV niche	LB174
3 LED lights for panels	LSP5
1 transformer, 15 watt	LEVG15
1 remote control	FKS4

General accessories

2 full-extension runners for base el.	VZ500
1-2 organisers for base element	ET2-98

For article descriptions and information about energy classes, see Accessories on p. 20-21

H: 196.9 cm



Order no.
Price €

T0261

Recommended accessories: each €

Lighting

7 LED spotlights for display units	LST2
1 transformer, 30 watt	LEVG30
El. storage compartment with remote control	LES65KF

General accessories

1 full-extension runner for sideboard	VZ400
---------------------------------------	-------

For article descriptions and information about energy classes, see Accessories on p. 20-21

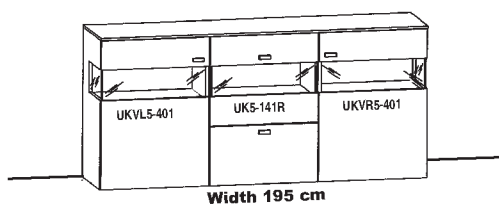
Sideboard & highboard combinations

Prices excluding lighting and accessories

Dimensions in cm directly beside the corresponding picture.

H: 91.3 cm

Depth: 49.2 cm



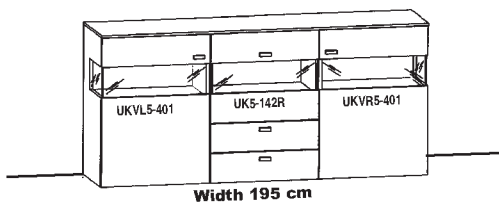
Width 195 cm

Order no. T0241

Price €

H: 91.3 cm

Depth: 49.2 cm



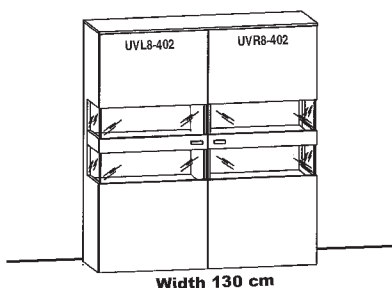
Width 195 cm

Order no. T0242

Price €

H: 144.1 cm

Depth: 41.2 cm




Width 130 cm

Order no. T0251

Price €

H: 144.1 cm

Depth: 41.2 cm



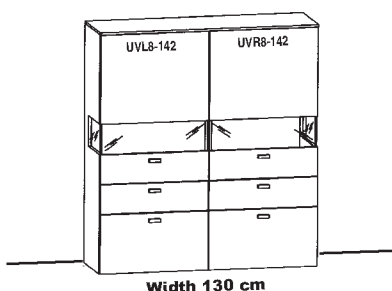
Width 195 cm

Order no. T0253

Price €

H: 144.1 cm

Depth: 41.2 cm



Width 130 cm

Order no. T0252

Price €

Recommended accessories: each €

Lighting

- 3 LED spotlights for display units LST2
- 1 transformer, 15 watt LEVG15
- El. storage compartment with remote control LES65KF

General accessories

- 1 full-extension runner for sideboard VZ400

For article descriptions and information about energy classes, see Accessories on p. 20-21

Recommended accessories: each €

Lighting

- 3 LED spotlights for display units LST2
- 1 transformer, 15 watt LEVG15
- El. storage compartment with remote control LES65KF

General accessories

- 2 full-extension runners for sideboard VZ400
- 1-2 organiser EK1-65

For article descriptions and information about energy classes, see Accessories on p. 20-21

Recommended accessories: each €

Lighting

- 4 LED spotlights for display units LST2
- 1 transformer, 15 watt LEVG15
- El. storage compartment with remote control LES65F

For article descriptions and information about energy classes, see Accessories on p. 20-21

Recommended accessories: each €

Lighting

- 6 LED spotlights for display units LST2
- 1 transformer, 30 watt LEVG30
- El. storage compartment with remote control LES65F

For article descriptions and information about energy classes, see Accessories on p. 20-21

Recommended accessories: each €

Lighting

- 2 LED spotlights for display units LST2
- 1 transformer, 15 watt LEVG15
- El. storage compartment with remote control LES65F

General accessories

- 4 full-extension runners for sideboard VZ320
- 1-2 organiser E1-65

For article descriptions and information about energy classes, see Accessories on p. 20-21

Planning system for individual models

Dimensions in cm directly beside the corresponding picture.

T = Doors S = Drawers

For lighting and accessories, see pages 20-21

Elements, 11 increments

without side glazing

with side glazing on one side

with side glazing on both sides

Order no.	U11-302L	(Hinge) (left)	U11-402L		UV11-402L
Order no.	U11-302R	(right)	U11-402R	UVL11-402	UVR11-402
Price €					UV11-402R

All elements are supplied with a 13-mm-thick cover panel as standard. If requested, the cover panel can be manufactured up to a max. length of 260 cm.

Elements, 8 increment without side glazing

Order no.	U8-402L	(Hinge) (left)	U8-142L	U8-342L
Order no.	U8-402R	(right)	U8-142R	U8-342R
Price €				U8-132R

Elements, 8 increments with side glazing on one side with side glazing on both sides

Order no.	UVL8-402		UVR8-402		UV8-402L	(Hinge) (left)
Order no.	UVR8-402		UVL8-142	UVR8-142	UV8-402R	(right)
Price €						UV8-142R

Planning system for individual models

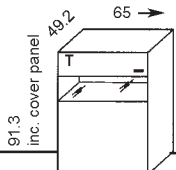
Dimensions in cm directly beside the corresponding picture.

T = Doors S = Drawers

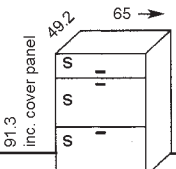
For lighting and accessories, see pages 20-21

All elements are supplied with a 13-mm-thick cover panel as standard. If requested, the cover panel can be manufactured up to a max. length of 260 cm.

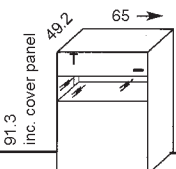
Elements, 5 increment without side glazing

				
	Order no.	UK5-401L	UK5-141L	UK5-142L
	Order no.	UK5-401R	UK5-141R	UK5-142R
	Price €			

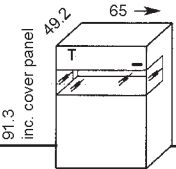
Elements, 5 increment without side glazing

			
	Order no.	UK5-103	UK5-104
	Order no.	UK5-103	UK5-105
	Price €		

Elements, 5 increments with side glazing on one side

					
	Order no.	UKVL5-401	UKVR5-401	UKVL5-141	UKVR5-141
	Order no.	UKVL5-401	UKVR5-401	UKVL5-141	UKVR5-141
	Price €				

Elements, 5 increments with side glazing on both sides

			
	Order no.	UKV5-401L	UKV5-141L
	Order no.	UKV5-401R	UKV5-141R
	Price €		

Planning system for individual models

Dimensions in cm directly beside the corresponding picture.

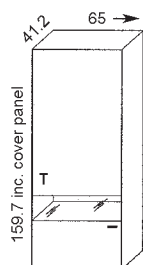
T = Doors S = Drawers

For lighting and accessories, see pages 20-21

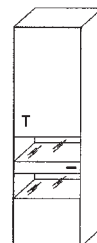

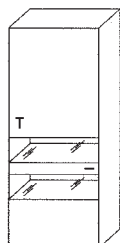


The load-bearing capacity of all wall units is 12 kg per shelf when mounted to solid brickwork in accordance with the manufacturer's instructions.

Wall units, 9 increment without side glazing



(Hinge)
(left)



Order no. H9-401L

H9-402L

H9-401KL

H9-402KL

Order no. H9-401R

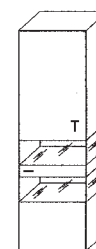
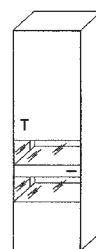
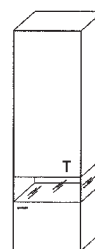
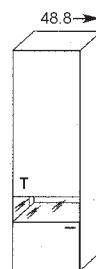
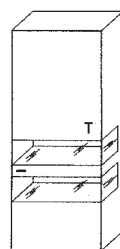
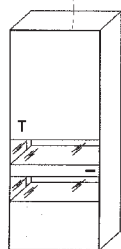
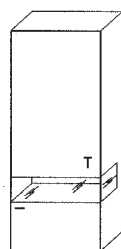
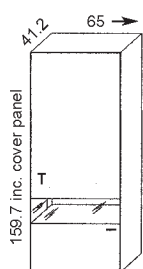
H9-402R

H9-401KR

H9-402KR

Price €

Wall units, 9 increments with side glazing on one side



Order no. HVL9-401

HVR9-401

HVL9-402

HVR9-402

HVL9-401K

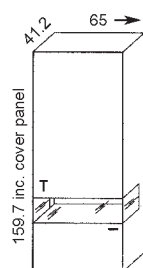
HVR9-401K

HVL9-402K

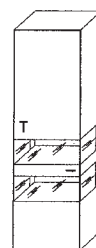
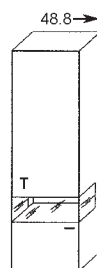
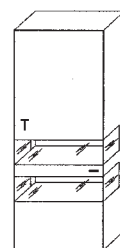
HVR9-402K

Price €

Wall units, 9 increments with side glazing on both sides



(Hinge)
(left)



Order no. HV9-401L

HV9-402L

HV9-401KL

HV9-402KL

Order no. HV9-401R

HV9-402R

HV9-401KR

HV9-402KR

Price €

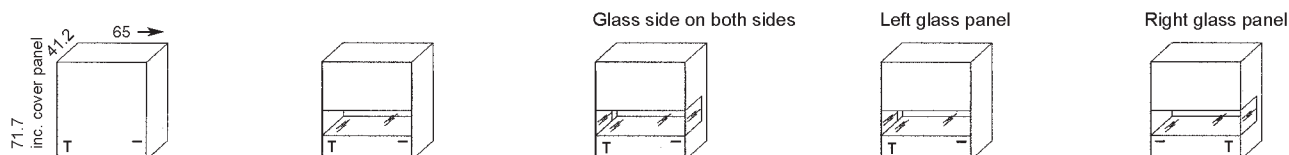
Planning system for individual models

Dimensions in cm directly beside the corresponding picture.

T = Doors S = Drawers

For lighting and accessories, see pages 20-21

Wall units, 4 increments to be positioned freely or for panels



Order no.	H4-301L	(Hinge) (left)	H4-401L	HV4-401L	HVL4-401	HVR4-401
Order no.	H4-301R	(right)	H4-401R	HV4-401R	HVL4-401	HVR4-401
Price €						

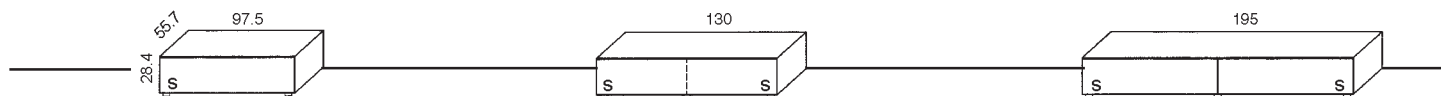
Wall panels, 2 increments with glass shelf



Order no.	WPZ2-130	WPZ2-195
Price €		

Base elements, 1.5 increments

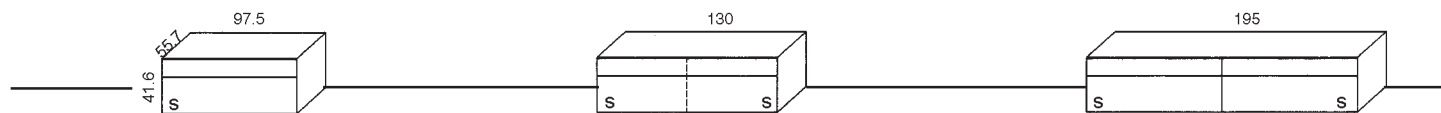
Front piece runs through drawers,
divided in 2 x 65 cm.



Order no.	UTE15-101M	UTE15-101D	UTE15-102T
Price €			

Base elements, 2.3 increments

Front piece runs through drawers,
divided in 2 x 65 cm.



Order no.	UTE23-101M	UTE23-101D	UTE23-102T
Price €			

Planning system for individual models

Dimensions in cm directly beside the corresponding picture.

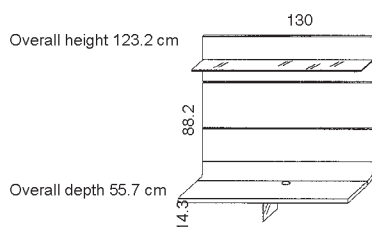
Planning information: Standard cable feed-throughs are not required. As an alternative, individual positions are possible, as long as they are constructively feasible. Additional **DL60** cable feed-throughs are charged separately at € .

If the device niche height of 14.3 cm is insufficient, taller glass supports measuring 19.3 cm can be ordered. For each support, the applicable surcharge is €

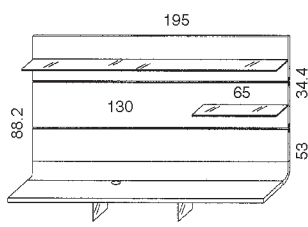
Load-bearing capacity of wall panels 45 kg when mounted to solid brickwork in accordance with the manufacturer's instructions

Load-bearing capacity of glass panel shelves 6 kg/linear metre when mounted to solid brickwork in accordance with the manufacturer's instructions

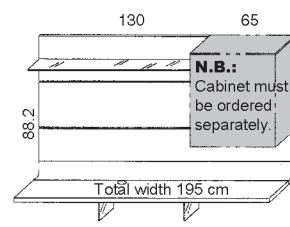
Wall panels, 7 increments



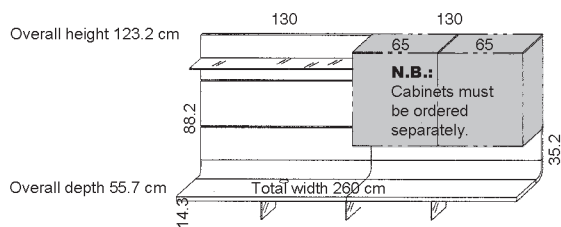
Order no. **WP7-1**
Price €



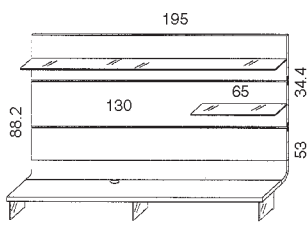
(as shown) **WP7-3** (mirror-image) **WP7-3SV**



(as shown) **WP7-4** (mirror-image) **WP7-4SV**

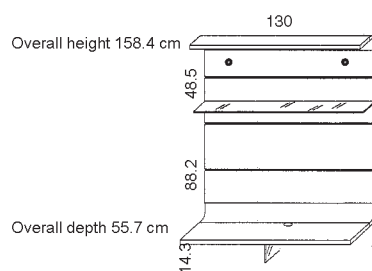


(as shown) **WP7-5** (mirror-image) **WP7-5SV**
Order no. **WP7-5**
Price €

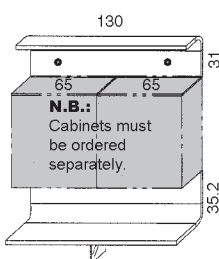


(as shown) **WP7-8** (mirror-image) **WP7-8SV**

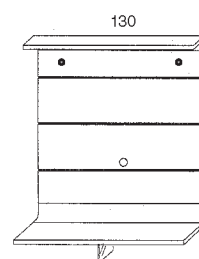
Wall panels, 9 increments



Order no. **WP9-1**
Price €



WP9-2



WP9-12

Planning system for individual models

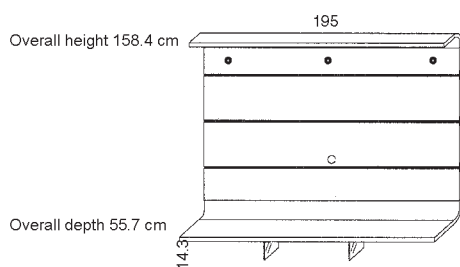
Dimensions in cm directly beside the corresponding picture.

Planning information: If glass shelves are not required for the panels, please state this clearly on the order so that this can be taken into consideration when manufacturing the pieces.

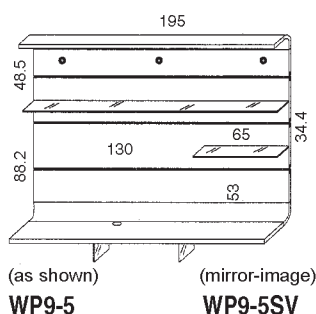
○ = recommended position for LED panel lights **LSP5**
See Accessories on page 20.

○ = Cable feed-through

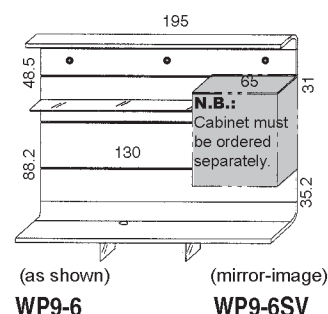
Wall panels, 9 increments



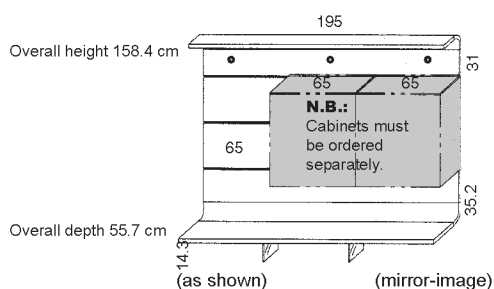
Order no. **WP9-4**
Price €



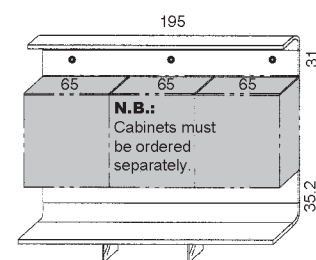
(as shown) **WP9-5** (mirror-image) **WP9-5SV**



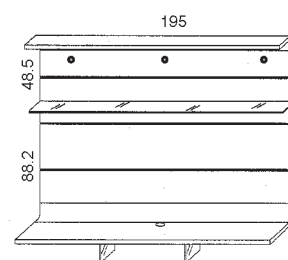
(as shown) **WP9-6** (mirror-image) **WP9-6SV**



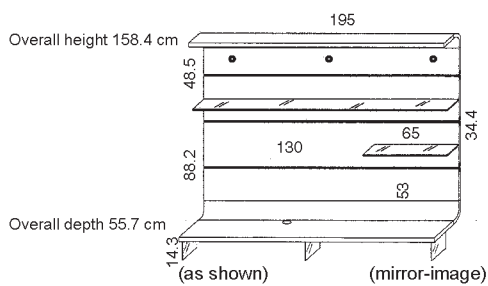
Order no. **WP9-7** (as shown) **WP9-7SV** (mirror-image)
Price €



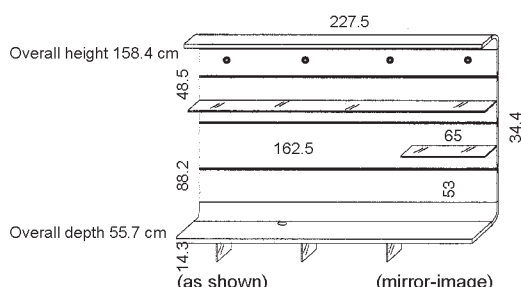
WP9-8



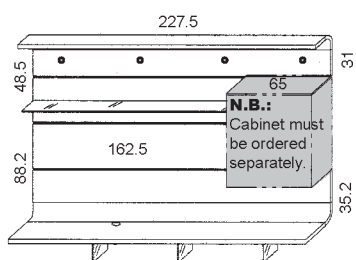
WP9-14



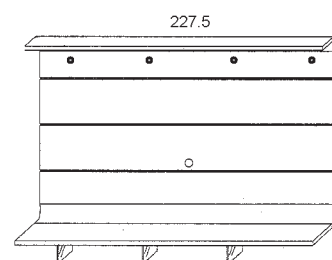
Order no. **WP9-15** (as shown) **WP9-15SV** (mirror-image)
Price €



Order no. **WP9-9** (as shown) **WP9-9SV** (mirror-image)
Price €

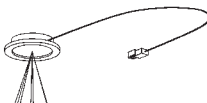
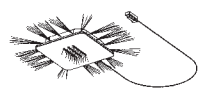


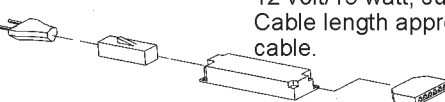
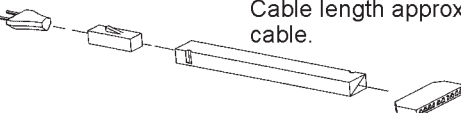
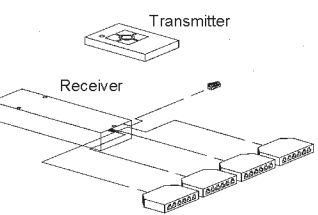
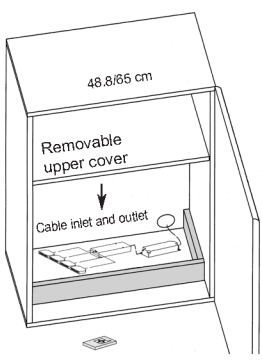


(as shown) **WP9-10** (mirror-image) **WP9-10SV**

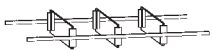
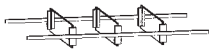
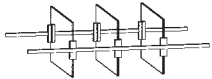
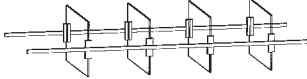


(as shown) **WP9-11** (mirror-image) **WP9-11SV**

Accessories

Article	Order no.	€	Description
Lighting and switches			
Flush-mounted LED spotlight	LST2		 <p>For display units. 12 volt/2.6 watt, hidden cable duct, length: 4 metres. Only available with LED transformer.</p> <p>These lights are fitted with A++ to A LED bulbs, based on a scale of A++ (most efficient) to E (least efficient). The bulbs cannot be replaced.</p>
LED light for panels	LSP5		 <p>For angled shelves and panel shelves. 12 volt/2 watt, hidden cable duct, length: 4 metres. Only available with LED transformer.</p> <p>These lights are fitted with A++ to A LED bulbs, based on a scale of A++ (most efficient) to E (least efficient). The bulbs in these lights cannot be replaced.</p>
LED lighting for 130-cm-wide panels	LB114		 <p>1 LED light, length: 114 cm, cable length: approx. 4 metres. Transformer required. 12 volt/3.3 watt.</p> <p>These lights are fitted with A++ to A LED bulbs, based on a scale of A++ (most efficient) to E (least efficient). The bulbs can be replaced.</p>
LED lighting for 195-cm and 227.5-cm-wide panels	LB174		 <p>1 LED light, length: 174 cm, cable length: approx. 4 metres. Transformer required. 12 volt/5.1 watt.</p> <p>These lights are fitted with A++ to A LED bulbs, based on a scale of A++ (most efficient) to E (least efficient). The bulbs in these lights cannot be replaced.</p>
LED transformer 15 watt	LEVG15		 <p>12 volt/15 watt, suitable for max. 6 connections. Cable length approx. 5 metres, switch on the supply cable.</p>
LED transformer 30 watt	LEVG30		 <p>12 volt/30 watt, suitable for max. 10 connections. Cable length approx. 5 metres, switch on the supply cable.</p>
Radio remote control for LED lighting	FKS4		 <p>A maximum of four power circuits can be switched and dimmed using the remote control. A power circuit may contain up to six light fixtures. Normally, a 15-watt LEVG15 transformer is sufficient, but if the connected light fixtures require more than 15 watt in total, please use the 30-watt LEVG30 transformer.</p>
Electrical storage compartment with radio remote control Fitted behind 65-cm-wide doors for carcase depth of 41.2 cm 48.8-cm-wide doors for carcase depth of 41.2 cm 65-cm-wide doors for carcase depth of 49.2 cm	LES65F LES49F LES65KF		 <p>Please specify the element in which the electrical storage compartment should be fitted. The integrated radio remote control has four connections. A maximum of four power circuits can be switched or dimmed. The upper cover is a removable wooden shelf, and the full depth of the cupboard can therefore be used.</p>

Accessories

Article	Order no.	€	Description
Wooden shelf			
Wooden shelf for 65-cm-wide types with depths of 41.2 cm	FA65		Additional wooden shelf behind doors, 61.1 x 33 x 1.9 cm
Wooden shelf for 48.8-cm-wide types with depths of 41.2 cm	FA49		Additional wooden shelf behind doors, 44.9 x 33 x 1.9 cm
Wooden shelf for 65-cm-wide types with depths of 49.2 cm	FAK65		Additional wooden shelf behind doors, 61.1 x 41 x 1.9 cm
Drawers: Special equipment			
Full-extension runner surcharge	VZ320		For 32-cm-deep drawers.
Full-extension runner surcharge	VZ400		For 40-cm-deep drawers.
Full-extension runner surcharge	VZ500		For 50-cm-deep drawers.
Organiser for 65-cm-wide drawers in 41.2-cm-deep elements	E1-65		 <p>The 3 glass transverse dividers are fixed at the front and back, but the distances between the dividers can be adjusted.</p>
Organiser for 65-cm-wide drawers in 49.2-cm-deep elements	EK1-65		 <p>The 3 glass transverse dividers are fixed at the front and back, but the distances between the dividers can be adjusted.</p>
Organiser for 65-cm base element drawers	ET2-65		 <p>The 3 glass transverse dividers are fixed at the front and back, but the distances between the dividers can be adjusted.</p>
Organiser for 97.5-cm base element drawers	ET2-98		 <p>The 4 glass transverse dividers are fixed at the front and back, but the distances between the dividers can be adjusted.</p>
Panels			
Panels, all lacquers on one side	BL19E	/m ²	19-mm-thick, surface-treated inc. required edges. Counter veneer on rear. Veneer direction specified. max. piece 250/60 cm The minimum price per panel is €
Panels, all lacquers on both sides	BL19B	/m ²	As above, but both sides surface treated. max. piece 250/60 cm The minimum price per panel is €
The surcharge for panels in oak timber is 50%			

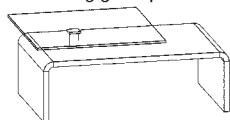
A minimum-charge surcharge of € will be added to all orders worth up to € .

Coffee tables, dining tables and chairs

For the formal coffee tables, dining tables and chairs that match Gwinner models, please see our comprehensive coffee table, dining table and chair collections in the most up-to-date type lists.

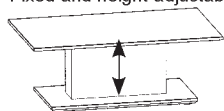
Examples from Gwinner's broad range of coffee tables

swivelling glass panel

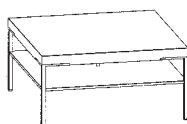


CT406-114D

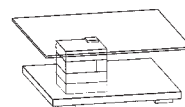
Fixed and height-adjustable



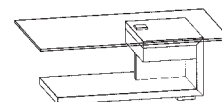
CT...F
Available in 3 sizes



CT501...
Available in 4 sizes



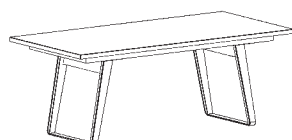
CT400...
Available in 2 sizes



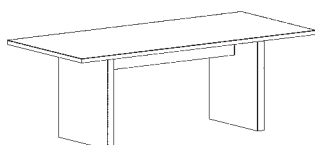
CT404...
Available in 2 sizes

Please see the current Gwinner coffee table list for more coffee table designs, the available sizes and finishes. You will find further information and prices for each model in this catalogue.

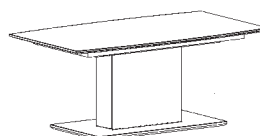
Examples from Gwinner's broad range of dining tables



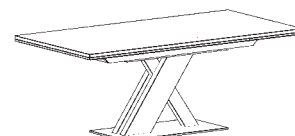
ET570



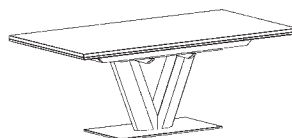
ET550



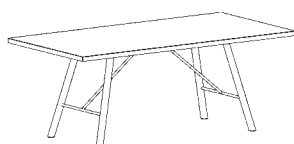
ETB591



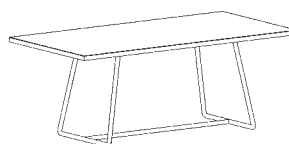
ET612



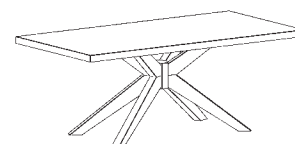
ET632



ET650



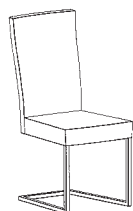
ET670



ET790

Please see the current Gwinner dining table list for more dining table designs, the available sizes and finishes. You will find further information and prices for each model in this catalogue.

Examples from Gwinner's broad range of chairs



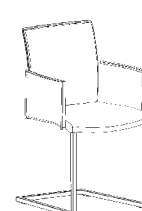
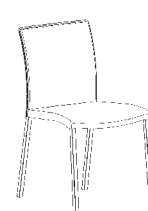
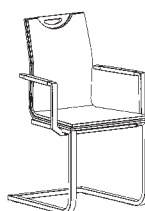
Eva



Lena



Jule



Please see the current Gwinner chair list for more chair designs, the available sizes and finishes. You will find further information and prices for each model in this catalogue.

Notes

[illegible]

GWINNER[®]
LEBENSFREUDE LÄSST SICH EINRICHTEN.