

Studio range

Front/ Carcase	Colour code
Sunwood, steel door/ graphite	A0871



Graphite



Sunwood



Steel door

Vintage look:
Random effect to the decor texture.

SELECT-WARDROBES 2019 - New. Better.

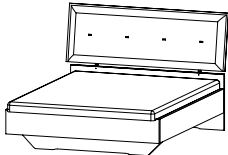
- New carcase fittings - assembly simpler.
- New interior colour Texline - lighter and discreet.
- New gliding door-generation - gentle and quiet.
Rauch SilentDoor !

■ Suitable EXTRAS you will find them next to the wardrobes.

TIMBERSTYLE SELECT




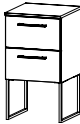






Headboard/ Frame	Colour code
Faux leather app., antique/ sunwood	A0871




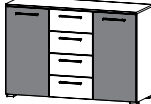
<p>Special sizes: Length: 190 cm available in all widths and colours (same price as for 200 cm length).</p>				
Description	Headboard - Padded cushions			
<p>Size: 90 x 200 cm</p>	↔ 113 cm ↓ 122 cm ↗ 217 cm			
	90/ 200 cm, BG No. 90			
	Art. No. 702F			
<p>Size: 120 x 200 cm</p>	↔ 133 cm ↓ 122 cm ↗ 217 cm			
	120/ 200 cm, BG No. 20			
	Art. No. 702G			
<p>Size: 140 x 200 cm</p>	↔ 153 cm ↓ 122 cm ↗ 217 cm			
	140/ 200 cm, BG No. 40			
	Art. No. 702H			
<p>Size: 160 x 200 cm</p>	↔ 173 cm ↓ 122 cm ↗ 217 cm			
	160/ 200 cm, BG No. 60			
	Art. No. 702L			
<p>Size: 180 x 200 cm</p>	↔ 193 cm ↓ 122 cm ↗ 217 cm			
	180/ 200 cm, BG No. 80			
	Art. No. 702M			

,25

Front/ Carcase	Colour code
Sunwood, steel door/ graphite	A0871

MATCHING PIECES		Bedside tables, handles and runners with an iron-look f nish.					
All drawers with cushioned self-closing mechanism. 							
	Bedside tables with runners	Relax bedside table	Bedside tables with runners				
	Panel, fat-packed	2 DW, fat-packed	2 DW, fat-packed				
	↔ 40 cm ↓ 31 cm ↗ 42 cm	↔ 40 cm ↓ 49 cm ↗ 42 cm	↔ 40 cm ↓ 74 cm ↗ 42 cm				
Article	6495	64Z1	64Z3				

MATCHING PIECES		Chests with runners, steel doors (highlighted in grey), handles and runners with an iron-look f nish.					
All drawers with cushioned self-closing mechanism. 							
	Chest	Chest	Chest				
	8 DW	1 door, 4 DW	2 door, 4 DW				
	↔ 80 cm ↓ 107 cm ↗ 42 cm	↔ 80 cm ↓ 107 cm ↗ 42 cm	↔ 120 cm ↓ 107 cm ↗ 42 cm				
Article	65W1	65W2	65X5				

MATCHING PIECES		Chests with feet, steel doors (highlighted in grey), handles with an iron-look f nish.					
All drawers with cushioned self-closing mechanism. 							
	Chest	Chest	Chest				
	8 DW	1 door, 4 DW	2 door, 4 DW				
	↔ 80 cm ↓ 81 cm ↗ 42 cm	↔ 80 cm ↓ 81 cm ↗ 42 cm	↔ 120 cm ↓ 81 cm ↗ 42 cm				
Article	65X7	65X8	65X9				

Front/ Carcase	Colour code
Sunwood, steel door/ graphite	A0871

MATCHING PIECES		Desk and shelf/ TV unit, steel-door applications (highlighted in grey)			
<p>All drawers with cushioned self-closing mechanism.</p>		Not suitable for hanging!		<p>Assembly also possible in rotated mode.</p>	
	Desk	Shelf unit	TV unit	Wall board	
	Iron-look frame, sunwood panel	Iron-look frame, sunwood shelves	Iron-look frame, sunwood carcase and drawers	Iron-look frame, sunwood boards	
	↔ 135 cm ↓ 75 cm ↗ 65 cm	↔ 80 cm ↓ 140 cm ↗ 32 cm	↔ 120 cm ↓ 62 cm ↗ 42 cm	↔ 79 cm ↓ 21 cm ↗ 30 cm	
Article	6905	6909	69T1	6995	

Gliding door robes with mirror and rust-effect handle strips.				
Gliding door robe	Gliding door robe	Gliding door robe	Gliding door robe	
2 doors	2 doors	2 doors	3 doors	
↔ 151 cm ↓ 223 cm ↗ 69 cm	↔ 201 cm ↓ 223 cm ↗ 69 cm	↔ 250 cm ↓ 223 cm ↗ 69 cm	↔ 300 cm ↓ 223 cm ↗ 69 cm	
Article	5962	5964	5966	5972

Gliding door robes with steel-door applications (highlighted in grey) and rust-effect handle strips.				
Gliding door robe	Gliding door robe	Gliding door robe	Gliding door robe	
2 doors	2 doors	2 doors	3 doors	
↔ 151 cm ↓ 223 cm ↗ 69 cm	↔ 201 cm ↓ 223 cm ↗ 69 cm	↔ 250 cm ↓ 223 cm ↗ 69 cm	↔ 300 cm ↓ 223 cm ↗ 69 cm	
Article	4971	4982	4983	4986



Purchase Price List
Prices = Invoice Prices in Euro

valid from 01.04.2019

26.02.2019 MUA
valid until 30.03.2020

EXTRAS

SELECT

For elements, w 50/ 100 cm
Hinged-/gliding door robes



Colour	Colour no.
Texline	A0022



Colour	Colour no.
Texline	A0022

EXTRAS

SELECT

For elements, w 50/ 100 cm
Hinged-/ gliding door robes



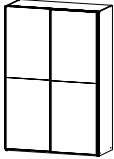
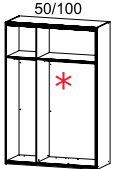
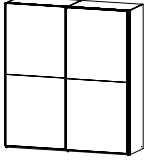
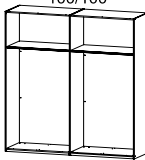
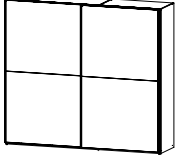
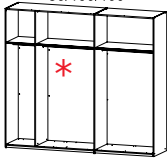
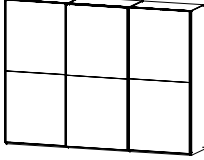
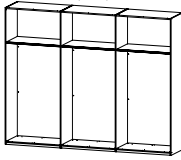
Purchase Price List
Prices = Invoice Prices in Euro

valid from 01.04.2019

26.02.2019 MUA
valid until 30.03.2020




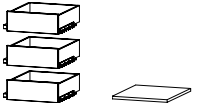


These wardrobe widths consist of the following elements:

↔ 151 cm	  <p>50/100</p> <p>PLEASE NOTE: You cannot use an interior drawer in this partition.</p>		
↔ 201 cm	  <p>100/100</p>		
↔ 250 cm	  <p>50/100/100</p> <p>PLEASE NOTE: You cannot use an interior drawer in this partition.</p>		
↔ 300 cm	  <p>100/100/100</p>		

For elements, w 50/100 cm
Hinged-/gliding door robes



Colour		Colour no.	
Textline		A0022	
ELEMENT WIDTH ▶	50	50	
			
	Shelves	Hanging rail	
	↔ 48 cm ↓ 2,2 cm ↗ 51 cm	↔ 48 cm ↓ 3 cm ↗ 2 cm	
1 piece	9643	9739	
Set of 2	97F6		
Set of 3	9633		
Set of 4	99J6		
ELEMENT WIDTH ▶	50		
			
	Drawer, incl. top		
	↔ 48 cm ↓ 16 cm ↗ 51 cm		
Set of 3	98A3		
Set of 4	98A4		

EXTRAS

SELECT

For elements, w 50/ 100 cm
Hinged-/ gliding door robes





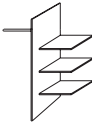
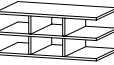
Purchase Price List
Prices = Invoice Prices in Euro




valid from 01.04.2019

26.02.2019 MUA
valid until 30.03.2020



ELEMENT WIDTH ▶		100	100		
					
		Shelves	Hanging rail		
		↔ 98 cm ↓ 2,2 cm ↗ 51 cm	↔ 98 cm ↓ 3 cm ↗ 2 cm		
1 piece		9641	9738		
Set of 2		97F9			
Set of 3		9631			
Set of 4		99J9			

ELEMENT WIDTH ▶		100	100		
					
		1/ 2 - 1/ 2 division 3 shelves, 1 dividing panel, 1 hanging rail	Shelf insert		
		↔ 100 cm ↓ 149 cm ↗ 51 cm	↔ 98 cm ↓ 41 cm ↗ 51 cm		
Article		9SJ6	9R00		

ELEMENT WIDTH ▶		100	100			
						
			* PLEASE NOTE: For wardrobes in width 151 and 250 cm an assembly in the marked 100cm partition is not possible.	* PLEASE NOTE: For wardrobes in width 151 and 250 cm an assembly in the marked 100cm partition is not possible.		
		Interior drawer front *	Interior drawer front *			
		↔ 98 cm ↓ 64 cm ↗ 51 cm	↔ 98 cm ↓ 83 cm ↗ 51 cm			
Article		9S39	9S59			



Purchase Price List
Prices = Invoice Prices in Euro

valid from 01.04.2019

26.02.2019 MUA
valid until 30.03.2020

EXTRAS

SELECT
General



Colour	Colour no.
Texline	A0022



Colour	Colour no.
Texline	A0022



Colour	Colour no.
Texline	A0022



	Mounted on the inside of hinged doors.		Mounted on the inside of hinged doors.	Mounted on the inside of hinged doors.
	Tie rack, swivelling	Tie/ belt rack, swivelling	Belt rack	Tie/ bet rack
	↔ 31 cm ↓ 27 cm ↗ 6 cm	↔ 25 cm ↓ 28 cm ↗ 7 cm	↔ 10 cm ↓ 13 cm ↗ 46 cm	↔ 9 cm ↓ 7 cm ↗ 45 cm
Article	9768	9C48	990K	9GK1

	Mounted on the inside of hinged doors.	Mounted on the inside of hinged doors.	Mounted on the inside of hinged doors.	
	Hooks	Trousers holder	Interior mirror	Coat hanger rail
	↔ 34 cm ↓ 6 cm ↗ 3 cm	↔ 22 cm ↓ 7 cm ↗ 46 cm	↔ 29 cm ↓ 130 cm ↗ 1 cm	↔ 8 cm ↓ 16 cm ↗ 25 cm
Article	9HL1	990H	9858	9C54

	Cannot be mounted on the side of the folding door stop. Maximum load per basket 11 kg.	Cannot be mounted on the side of the folding door stop. Maximum load per shoe rack 4 kg.	Max load 7 kg.	
	Side pull-out + 3 metal baskets	Side pull-out + 3 shoe racks	Laundry basket, including pull-out	Box
	Pull-out depth 42 cm	Pull-out depth 42 cm	Pull-out	
	↔ 33 cm ↓ 62 cm ↗ 47 cm	↔ 36 cm ↓ 62 cm ↗ 47 cm	↔ 30 cm ↓ 55 cm ↗ 50 cm	↔ 40 cm ↓ 19 cm ↗ 55 cm
Article	9AZ5	9AZ6	9WK1	9C45

Colour	Colour no.
Texline	A0022

			
		Gliding door dampers, set of 2	
		One door damper set needed per gliding door front	
Article		9T71	

Interior lighting			
			
		LED interior lighting	
		with battery, motion sensor, USB charging cable	
		↔ 23 cm ↓ 2 cm ↗ 11 cm	
Article		9T1B	
			
		LED interior lighting, set of 3	
		with battery, motion sensor, USB charging cable	
		↔ 23 cm ↓ 2 cm ↗ 11 cm	
Article		9T59	



Colour	Colour no.
Texline	A0022

LIGHTNING		Outdoor lighting	
		<p>LED lighting, chrome coloured incl. transformer and foot switch ↔ 32 cm ↑ 8 cm ↗ 15 cm</p>	<p>LED lighting, alum. coloured incl. transformer and foot switch ↔ 10 cm ↑ 7 cm ↗ 25 cm</p>
Set of 2	94L2	<p>This luminaire contains built-in LED lamps of the energy classes A++ - A*. The lamps cannot be replaced in the luminaire.</p> <p>*) on a scale from A++ (highest eff.ency) to E (lowest eff.ency).</p>	<p>This luminaire contains built-in LED lamps of the energy classes A++ - A*. The lamps cannot be replaced in the luminaire.</p> <p>*) on a scale from A++ (highest eff.ency) to E (lowest eff.ency).</p>
Set of 3	94L3		

LIGHTNING		Outdoor lighting	
		<p>LED lighting (PLANAR), chrome coloured incl. transformer and foot switch ↔ 4 cm ↑ 5 cm ↗ 16 cm</p>	<p>LED lighting (AXIS), chrome coloured incl. transformer and foot switch ↔ 19 cm ↑ 5 cm ↗ 10 cm</p>
Set of 2	9C68	<p>LED lighting (LOFT), alum. coloured incl. transformer and foot switch ↔ 33 cm ↑ 5 cm ↗ 18 cm</p>	<p>This luminaire contains built-in LED lamps of the energy classes A++ - A*. The lamps cannot be replaced in the luminaire.</p> <p>*) on a scale from A++ (highest eff.ency) to E (lowest eff.ency).</p>
Set of 3	9C70	<p>9C74</p>	
		<p>9C71</p>	<p>9C76</p>
		<p>9C73</p>	

<p>Sets of 2 pieces for (PLANAR and AXIS):</p> <p>This luminaire contains built-in LED lamps of the energy classes A++ - A*. The lamps cannot be replaced in the luminaire.</p> <p>*) on a scale from A++ (highest eff.ency) to E (lowest eff.ency).</p>	<p>Sets of 3 pieces for (PLANAR and AXIS):</p>
--	--